


TEC-# 022

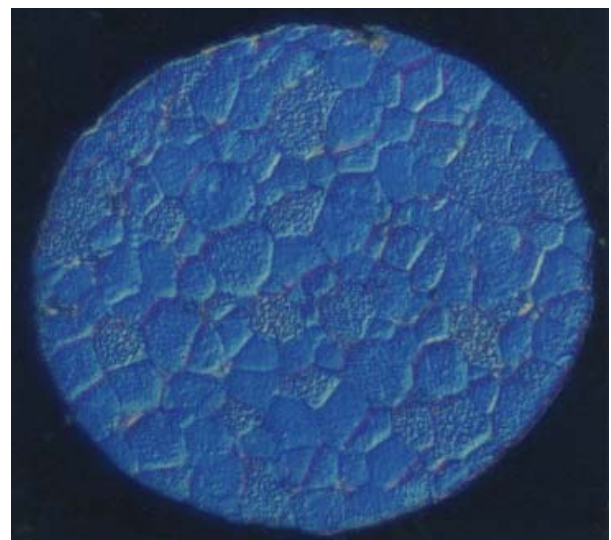

Scanning electron microscope records

Used products

PolymerMetalle



Scanning electron microscope record of a powder particle from an alloy material in the PolymerMetal



On the left side there is a further record of a powder particle. On the right side can be seen a light-optical polish of cross-section record of a melt atomized and rapidly frozen powder particle.

MultiMetal

the MetalExistenceCompany®